

PICK YOUR PATH

Escape the Fort

A GEORGES ISLAND ADVENTURE

Follow in the footsteps of Private Sawyer, an imprisoned soldier who made a daring escape out of Fort Warren in October 1863. As you encounter choices to pick your path, help him in his journey!

To begin your adventure, head to **A** on the map.

A It is a dark, quiet night in Boston Harbor and the Fort's guards are asleep. It is the perfect time to escape.

Follow the map to the Demilune **B**, a semicircular structure designed for defense and also used as prisoners' cells.

B Demilune

Enter the window to the right. Watch your head!

Sawyer was held in the furthest room in the Demilune. He escaped by heating up the granite of the narrow window with hot coals from the fireplace, then throwing water on it, causing it to crack. He chipped away at the broken granite, squeezed out of the narrow hole and was lowered by cellmates into the ditch below but got scraped up in the process.

Find and walk up the spiral staircase to...

→ **C** Help Sawyer either get supplies he might need at "C" OR

→ **D** Check out some obstacles he would face at "D."

A very hungry Sawyer snuck into the Bakery and grabbed a few loaves of bread. Bread was an important part of the diets of soldiers, prisoners, and workers in the fort. The ovens here could bake up to 2000 loaves a day!

Now, should Sawyer...

→ **E** Patch up his injuries at "E" OR

→ **F** Get a better view to plan his escape out at "F?"



C Bakery

D Sally Port

At the Sally Port he examined some of the obstacles in the highly defended structure. The drawbridge could be raised to cut off an attacking force. Inside here would have been a portcullis. This gate could have been lowered immediately to stop an invading force. Check out the oak doors and imagine how tough it would be to get past if they were locked!

Now, should Sawyer...

→ **E** Patch up his injuries at "E" OR

→ **F** Head upstairs to get a better view to plan his escape out at "F?"

BOOM!

Sawyer reached the Hospital and bandaged his wounds. This large, bright room had space for up to 30 beds, and fireplaces for heat. The hospital was used to treat people who were ill while living, working, or imprisoned here at Fort Warren.

The last thing Sawyer needs for protection is some black powder which was kept in two spots.

Pick:

→ **G** OR

→ **H**

E Hospital

F Ramparts


Sawyer took in the view and began to make a plan. From the Ramparts you can see why this island was chosen for defense. Georges Island is located on the most important channel into the Boston Harbor. The granite arc-shaped platforms up here each had a cannon mounted on them facing out toward the harbor in the past.

The last thing Sawyer needs for protection is some black powder which was kept in two spots.

Head down the stairs and pick:

→ **G** OR

→ **H**



Inside the Bastion C Powder Magazine, Sawyer found the black powder he was looking for. Check out some of the writing on the walls. Some is new and some is old. See the "no smoking" painted on the walls above? Open flames in a room like this one would be a disaster!

In the end...

After collecting some black powder, Private Sawyer swam off the island in the dark of night in 1863 to a ship docked nearby. He hid aboard and the ship sailed away the next morning. When the ship's captain found out, he sailed to the nearest port and turned Sawyer over to the police.

G Bastion C Powder Magazine

H Parade Ground Powder Magazine

Sawyer tiptoed into the Parade Ground Powder Magazine. In this secure granite building, black powder was stored in 100-pound wooden kegs. The building was designed to have good ventilation to keep the black powder inside dry.

In the end...

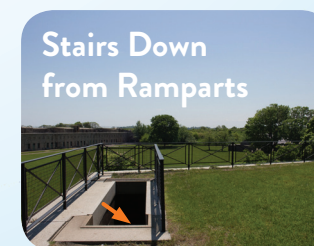
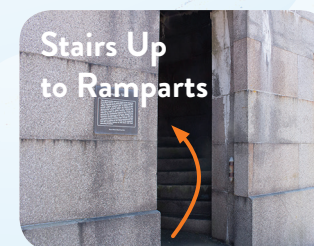

After collecting some black powder, Private Sawyer swam off the island in the dark of night in 1863 to a ship docked nearby. He hid aboard and the ship sailed away the next morning. When the ship's captain found out, he sailed to the nearest port and turned Sawyer over to the police.



Georges Island



This activity is supported with generous funding from the Massachusetts Environmental Trust and the National Park Service Youth Partnership Program. It was collaboratively developed and created by the National Park Service, Massachusetts Department of Conservation and Recreation, Boston Harbor Now, and Save the Harbor Save the Bay. Design by Merry Perry Design, June 2018.



SAFETY

- Watch your head when entering the **Demilune "B."**
- Granite staircases can be slippery when wet; be careful!
- When visiting **Ramparts at "F,"** do not step up onto elevated areas, and stay out of the tall grass.
- Follow all signs, and stay out of fenced and closed-off areas of the fort. There is plenty more to explore!

