

# Welcome!

We're glad you're here and are interested in learning about and observing the nature surrounding you on Spectacle Island.

With just a few clicks of your smartphone or tablet, you'll be on your way to becoming a Junior Citizen Scientist.

## BE ALERT! BE SAFE! ✨

Before you get started, there are a few things you should know to stay safe on Spectacle Island:

- ✓ **Stay on marked trails and out of tall grass.** Spectacle Island is home to many things living in tall grasses that may be tempting to observe - however, make sure you stay out of grass taller than the palm of your hand. It's smart to do a full-body tick check at home!
- ✓ **Stay off of, and above, the sea wall.** The wall made of big rocks surrounding the island can be dangerous to walk or sit on. There are lots of exciting observations to be made at safe beach access points!
- ✓ **Stay out of fenced areas.** At times, Spectacle Island may have areas surrounded by fencing of some kind – make sure to stay out! Ask park staff if you are unsure of off-limit areas.
- ✓ **Respect wildlife and leave no trace.** Don't approach wild animals, or pick or eat wild plants. If you're using your own equipment to temporarily catch marine life or insects, make sure to keep them in a container with enough water or air, and release them back where you collected them. Help preserve the park by leaving nothing behind!

## TURN ON YOUR SENSES AND TUNE INTO NATURE

All of your senses (except for taste) will be your best tools to discover biodiversity around the island.



**Look** – look carefully at your surroundings. Get up close and look at plant leaves and flowers, bend down to look in the grass, and keep your eyes peeled on the beaches.



**Listen** – Find a quiet place on the island and listen for birds and insects.




**Feel** – Have an adult help you decide what is safe to touch, and use your fingers to feel if something is smooth, fuzzy or slimy!



**Smell** – Take a deep breath and follow your sense of smell. Some interesting plants may be awaiting you!



This activity is supported with generous funding from the Massachusetts Environmental Trust and the National Park Service Youth Partnership Program. It was collaboratively developed and created by the National Park Service, Massachusetts Department of Conservation and Recreation, Boston Harbor Now, and Save the Harbor Save the Bay. Design by Merry Perry Design, June 2018.



**GRAB & GO: LEARN**  
Be a Citizen Science Explorer

## Spectacle Island

Use the **Seek** app to explore nature.

### THE SCOOP:

**Ages:** 7+ yrs.

**Time:** 30 min.-1 hour+

**Materials:**

Smartphone or tablet with Seek app installed.


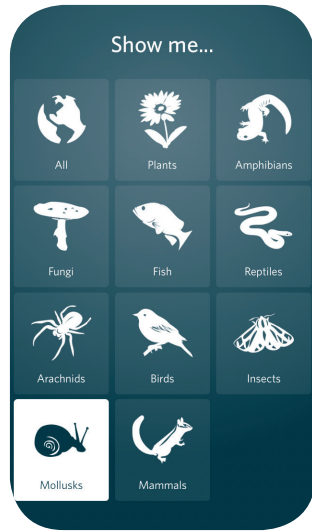

**In advance:**

Set up app account(s).



# Using the Seek App

The **Seek** app will guide you through finding plants and wildlife you are most likely to find on Spectacle Island. Make sure location services are turned on!



**Seek** will give you hints about what you might see on Spectacle Island, but you can also tap the **+** icon to take a picture of anything you find.

You can also choose what type of organism you want to look for by tapping **"All Species"** to the right of "Spectacle Island" and choosing a category.

**Seek** will do best at identifying what you photograph if you use the **crop** feature. **Slide the corners** to focus only on the object you found.

If **Seek** isn't able to identify what you found, keep trying! Try once or twice more taking the picture at a different angle or closer up.

**Seek** will try to identify your observation, and as you "collect" organisms that have been identified, you will earn in-app badges. Keep track of your collection of observations and badges by tapping the small egg icon at the bottom of the screen.

## REFLECT

Put on your **thinking cap** when Seek gives you an identification. Do you agree? Do you disagree? Why might the picture Seek shows you look different than what you see in front of you?

## PLACES TO GO

"Seek" plants and wildlife:



**1. The Beach** – Spectacle Island has three beaches where you will be able to find marine life, like mollusks. Scan the shore for **Blue Mussel** shells, **Common Slipper** shells, and **Periwinkles**.

**2. The North Drumlin** – On a trip to the North Drumlin, you might find a **Tree of Heaven**, or different types of **oaks** or **pines**. The North Drumlin is the highest point in the harbor, where you can observe birds like the **Killdeer** who's been known to make its nest up there! On your way, look for **Common Mullein** and **Sow Thistle**.

**3. The South Drumlin** – Take the grassy trail, leading from the saddle to the summit of the South Drumlin to check out different types of wildflowers and the insects they attract! Look for **Monarch** or **Small Copper** butterflies among wildflowers such as **Purple Loosetrife** and **Wild Carrot**.

**4. Perimeter Trail** – This 1.8 mile flat loop is lined with many plants and is a great place to catch views of birds like the **Black-backed Gulls**, **Double-crested Cormorants**, and maybe even a **Red-tailed Hawk**. Make sure you also keep your eye out for Tina, the island's resident **Wild Turkey**.

We hope you were able to discover some exciting biodiversity during your visit! Come back soon and help us document even more life around the park. In the meantime you can practice your observations skills with Seek anywhere you can find wild living things.